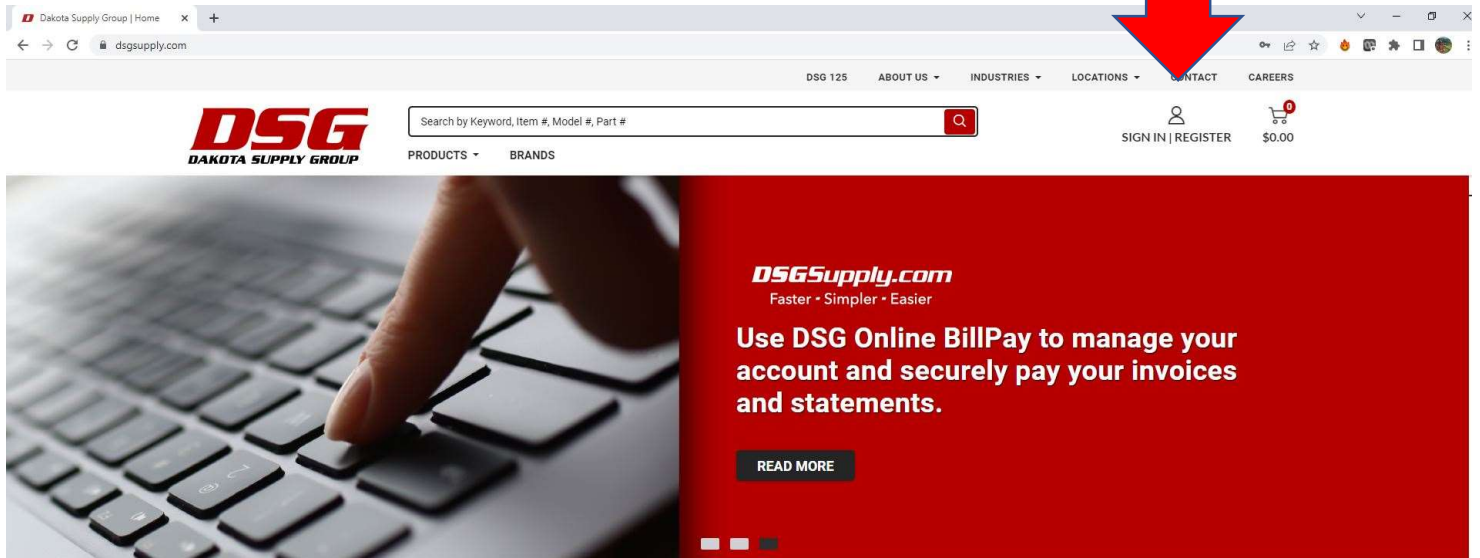


How to Add Bank Account on DSGsupply.com for Account Payments

Step 1

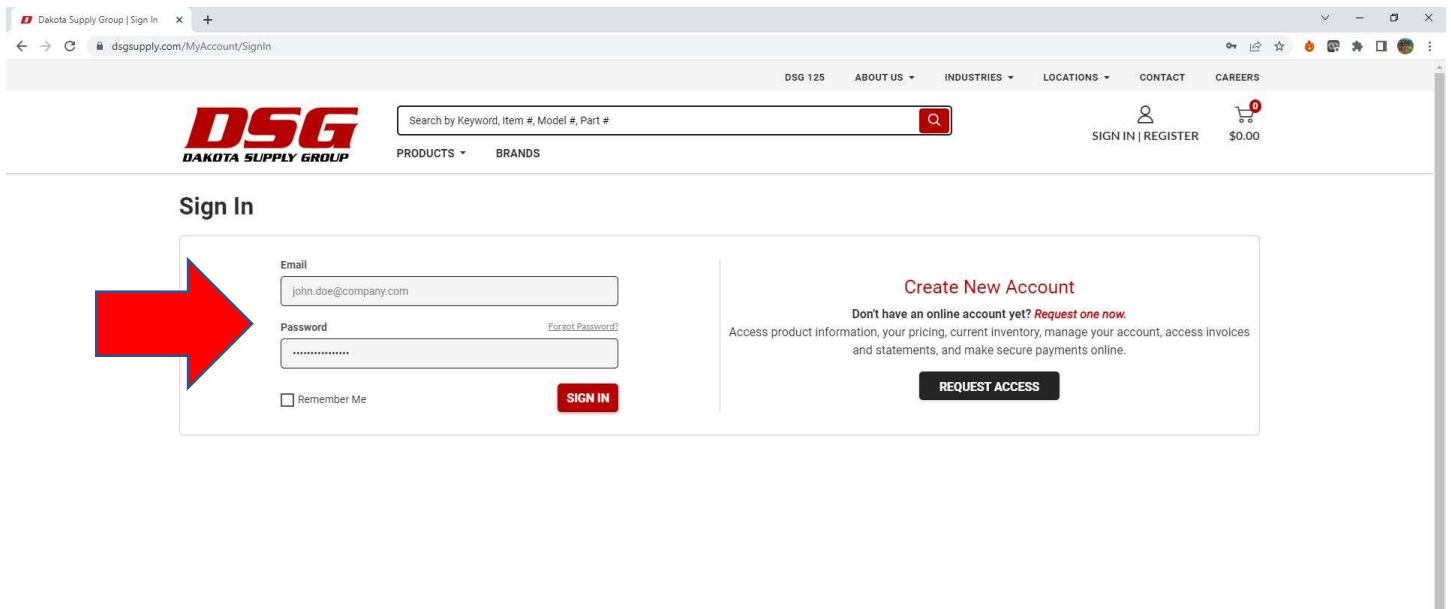
Visit DSGsupply.com and click on Sign In/Register



Product Spotlight

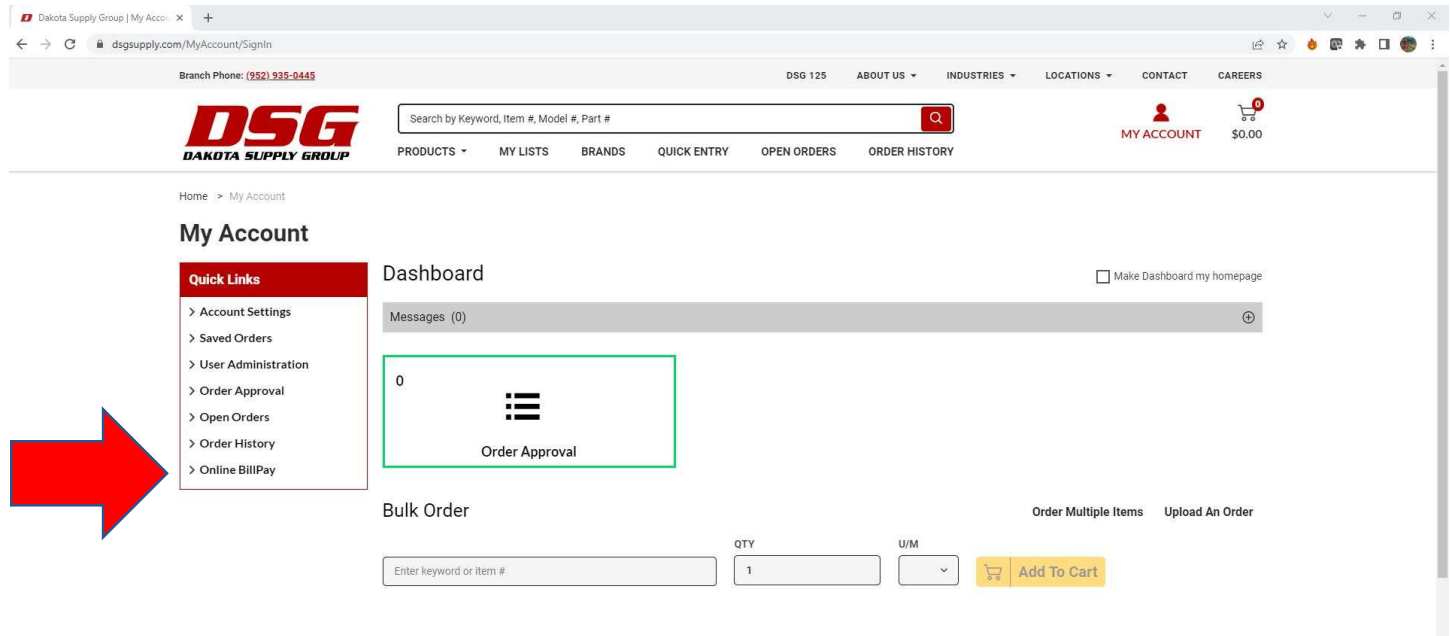
Step 2

Sign in using your email address and password



Step 3


Click on OnlineBillPay, which will open a new tab



The screenshot shows the DSG My Account dashboard. A red arrow points to the 'Online BillPay' link in the 'Quick Links' menu on the left. The dashboard includes a search bar, navigation links (PRODUCTS, MY LISTS, BRANDS, QUICK ENTRY, OPEN ORDERS, ORDER HISTORY), and a 'Bulk Order' section with a search input, quantity (1), and unit (U/M) dropdown, and an 'Add To Cart' button.

Step 4


Click on Settings



The screenshot shows the DSG Summary page. A red arrow points to the 'Settings' tab in the navigation bar. The page displays a 'Thank you' message with a green checkmark and 'Your total is 0.00'. The 'Summary of Customer Number' field is empty, and the 'Last Payment Details' section shows 'No recent payments have been made.'


Step 5

Click on Payment Settings



Step 6

Click Add Bank Account



Step 7

Fill out banking information and click Save

Payment Settings
Manage your payment settings and payment accounts.

Payment Accounts | **Payment Options**

Friendly Name: My Bank Account

Bank Name: Enter the name of the bank that you want to pay with.

Account Type: Business Checking

Name On Account:

Routing Number:

Account Number:

Retype Account Number:

Address 1:

Address 2:

City:

State/Province: AA

Zip/Postal Code:

Cancel **Save**

Step 8

Once saved, you will see confirmation page and your bank account is now saved and ready to use on DSGsupply.com

DSG | **DSGSupply.com**
DAKOTA SUPPLY GROUP | Faster • Simpler • Easier

Payment Settings
Manage your payment settings and payment accounts.

Payment Accounts | **Payment Options**

Your payment account details have been successfully saved.

Friendly Name	Account Type	
My Bank Account	Bank Account	Edit Delete

Add Bank Account